



ELECTRICAL DESIGN GROUP

ELECTRICAL BUILDING SERVICES CONSULTANTS

P.O. Box 15, SHERWOOD Q. 4075

Phone: (07) 3278 4375 Fax: (07) 3716 0222

Web Site: www.edg.net.au Email: brisbane@edg.net.au

C3637a - YAMANTO TAVERN

C3637a-0002(B).xls

ELECTRICAL EQUIPMENT SCHEDULE

REVISION B - 04 NOVEMBER 2025

THE LIGHT FITTING SUPPLIER CONTACT DETAILS MAY BE AVAILABLE ON THE EDG WEBSITE VIA THE FOLLOWING LINK
www.edg.net.au/Links/Lighting.htm

TYPE	LAMPS	DESCRIPTION	COLOUR / ACCESSORY	CATALOGUE No	REV
S1	10W/M 3000K LED	IP67 LED FLEX SCREW FIXED RECESSED ONTO THE BAR FRONT PELMET AS PER THE ARCHITECTURAL DETAIL. PROVIDE THE STRIP WITH REMOTE DALI DIMMABLE POWER SUPPLIES AS REQUIRED LOCATE THE POWER SUPPLIES IN A CONCEALED ACCESSIBLE POSITION NOTED ON THE AS CONSTRUCTED DOCUMENTS. CONFIRM THE BEND PLANE (TOP OR SIDE) ON SITE WITH THE ARCHITECT.	WHITE	RAPID LED R2321 OR R2322 + POWER SUPPLY & DALI CONTROLLER	A
S2	14.4W/M 3000K LED	LED STRIP WITHIN A SCREW FIXED EXTRUSION C/W DIFFUSER WITHIN THE BAR FRONT FEATURE AS PER THE ELEVATION. MOUNT AS PER THE ARCHITECTURAL DETAIL. PROVIDE THE STRIP WITH REMOTE DALI DIMMABLE POWER SUPPLIES AS REQUIRED LOCATE THE POWER SUPPLIES IN A CONCEALED ACCESSIBLE POSITION NOTED ON THE AS CONSTRUCTED DOCUMENTS.	NATURAL	RAPID LED R2334 PLUS ALUMINIUM EXTRUSION AND POWER SUPPLY & DALI CONTROLLER	A
S3	10W/M 3000K LED	IP67 LED FLEX SCREW FIXED RECESSED ONTO THE REAR BAR JOINERY AS PER THE ELEVATION. MOUNT AS PER THE ARCHITECTURAL DETAIL. PROVIDE THE STRIP WITH REMOTE DALI DIMMABLE POWER SUPPLIES AS REQUIRED LOCATE THE POWER SUPPLIES IN A CONCEALED ACCESSIBLE POSITION NOTED ON THE AS CONSTRUCTED DOCUMENTS. CONFIRM THE BEND PLANE (TOP OR SIDE) ON SITE WITH THE ARCHITECT.	WHITE	RAPID LED R2321 OR R2322 + POWER SUPPLY & DALI CONTROLLER	A
S4	10W/M 3000K LED	IP67 LED FLEX SCREW FIXED RECESSED ONTO THE REAR BAR JOINERY AS PER THE ELEVATION. MOUNT AS PER THE ARCHITECTURAL DETAIL. PROVIDE THE STRIP WITH REMOTE DALI DIMMABLE POWER SUPPLIES AS REQUIRED LOCATE THE POWER SUPPLIES IN A CONCEALED ACCESSIBLE POSITION NOTED ON THE AS CONSTRUCTED DOCUMENTS. CONFIRM THE BEND PLANE (TOP OR SIDE) ON SITE WITH THE ARCHITECT.	WHITE	RAPID LED R2321 OR R2322 + POWER SUPPLY & DALI CONTROLLER	A
S5	14.4W/M 3000K LED	LED STRIP WITHIN A SCREW FIXED EXTRUSION C/W DIFFUSER MOUNTED ON TOP OF THE SHELF AS PER THE ARCHITECTIAL DETAIL. PROVIDE THE STRIP WITH REMOTE DALI DIMMABLE POWER SUPPLIES AS REQUIRED LOCATE THE POWER SUPPLIES IN A CONCEALED ACCESSIBLE POSITION NOTED ON THE AS CONSTRUCTED DOCUMENTS.	NATURAL	RAPID LED R2334 PLUS ALUMINIUM EXTRUSION AND POWER SUPPLY & DALI CONTROLLER	B



ELECTRICAL DESIGN GROUP

ELECTRICAL BUILDING SERVICES CONSULTANTS

P.O. Box 15, SHERWOOD Q. 4075

Phone: (07) 3278 4375 Fax: (07) 3716 0222

Web Site: www.edg.net.au Email: brisbane@edg.net.au

C3637a - YAMANTO TAVERN


C3637a-0002(B).xls

ELECTRICAL EQUIPMENT SCHEDULE

REVISION B - 04 NOVEMBER 2025

THE LIGHT FITTING SUPPLIER CONTACT DETAILS MAY BE AVAILABLE ON THE EDG WEBSITE VIA THE FOLLOWING LINK
www.edg.net.au/Links/Lighting.htm

TYPE	LAMPS	DESCRIPTION	COLOUR / ACCESSORY	CATALOGUE No	REV
S6	14.4W/M 3000K LED	LED STRIP WITHIN A SCREW FIXED EXTRUSION C/W DIFFUSER AS PER THE ARCHITECTURAL DETAIL. PROVIDE THE STRIP WITH REMOTE DALI DIMMABLE POWER SUPPLIES AS REQUIRED LOCATE THE POWER SUPPLIES IN A CONCEALED ACCESSIBLE POSITION NOTED ON THE AS CONSTRUCTED DOCUMENTS.	NATURAL	RAPID LED R2334 PLUS ALUMINIUM EXTRUSION AND POWER SUPPLY & DALI CONTROLLER	A
S7	14.4W/M 3000K LED	LED STRIP WITHIN A SCREW FIXED EXTRUSION C/W DIFFUSER BEHIND THE SIGN AS PER THE ELEVATION. MOUNT AS PER THE ARCHITECTURAL DETAIL. PROVIDE THE STRIP WITH REMOTE DALI DIMMABLE POWER SUPPLIES AS REQUIRED LOCATE THE POWER SUPPLIES IN A CONCEALED ACCESSIBLE POSITION NOTED ON THE AS CONSTRUCTED DOCUMENTS.	NATURAL	RAPID LED R2334 PLUS ALUMINIUM EXTRUSION AND POWER SUPPLY & DALI CONTROLLER	A
S8	14W/M 3000K LED	LED STRIP TAPE FIXED TO THE REAR OF THE TV VIA DOUBLE SIDED HEAT RESISTANT TAPE. PROVIDE THE STRIP WITH REMOTE DALI DIMMABLE POWER SUPPLIES AS REQUIRED LOCATE THE POWER SUPPLIES IN A CONCEALED ACCESSIBLE POSITION NOTED ON THE AS CONSTRUCTED DOCUMENTS.	WHITE	RAPID LED R2334 AND POWER SUPPLY & DALI CONTROLLER	A
S9	10W/M 3000K LED	IP67 LED FLEX STRIP WITHIN A SCREW FIXED EXTRUSION C/W DIFFUSER BEHIND THE MIRROR AS PER THE ELEVATION. MOUNT AS PER THE ARCHITECTURAL DETAIL. PROVIDE THE STRIP WITH REMOTE DALI DIMMABLE POWER SUPPLIES AS REQUIRED LOCATE THE POWER SUPPLIES IN A CONCEALED ACCESSIBLE POSITION NOTED ON THE AS CONSTRUCTED DOCUMENTS. ONFIRM THE BEND PLANE (TOP OR SIDE) ON SITE WITH THE ARCHITECT.	NATURAL	RAPID LED R2321 OR R2322 + POWER SUPPLY & DALI CONTROLLER	B
S10	NO LONGER REQUIRED				A
S11	14.4W/M 3000K LED	LED STRIP WITHIN A SCREW FIXED EXTRUSION C/W DIFFUSER RECESSED INTO THE CEILING FEATURE AS PER THE ARCHITECTURAL DETAIL. PROVIDE THE STRIP WITH REMOTE DALI DIMMABLE POWER SUPPLIES AS REQUIRED LOCATE THE POWER SUPPLIES IN A CONCEALED ACCESSIBLE POSITION NOTED ON THE AS CONSTRUCTED DOCUMENTS.	NATURAL	RAPID LED R2334 PLUS ALUMINIUM EXTRUSION AND POWER SUPPLY & DALI CONTROLLER	A



ELECTRICAL DESIGN GROUP

ELECTRICAL BUILDING SERVICES CONSULTANTS

P.O. Box 15, SHERWOOD Q. 4075

Phone: (07) 3278 4375 Fax: (07) 3716 0222

Web Site: www.edg.net.au Email: brisbane@edg.net.au

C3637a - YAMANTO TAVERN


C3637a-0002(B).xls

ELECTRICAL EQUIPMENT SCHEDULE

REVISION B - 04 NOVEMBER 2025

THE LIGHT FITTING SUPPLIER CONTACT DETAILS MAY BE AVAILABLE ON THE EDG WEBSITE VIA THE FOLLOWING LINK
www.edg.net.au/Links/Lighting.htm

TYPE	LAMPS	DESCRIPTION	COLOUR / ACCESSORY	CATALOGUE No	REV
S12	10W/M 3000K LED	IP67 LED FLEX SCREW FIXED ONTO THE LEADING EDGE OF THE FACIA AS PER THE ARCHITECTURAL DETAIL. PROVIDE THE STRIP WITH REMOTE DALI DIMMABLE POWER SUPPLIES AS REQUIRED LOCATE THE POWER SUPPLIES IN A CONCEALED ACCESSIBLE POSITION NOTED ON THE AS CONSTRUCTED DOCUMENTS. CONFIRM THE BEND PLANE (TOP OR SIDE) ON SITE WITH THE ARCHITECT.	WHITE	RAPID LED R2321 OR R2322 + POWER SUPPLY & DALI CONTROLLER	A
S13	10W/M 3000K LED	IP67 LED FLEX SCREW FIXED ONTO THE LEADING EDGE AS PER THE ARCHITECTURAL DETAIL. PROVIDE THE STRIP WITH REMOTE DALI DIMMABLE POWER SUPPLIES AS REQUIRED LOCATE THE POWER SUPPLIES IN A CONCEALED ACCESSIBLE POSITION NOTED ON THE AS CONSTRUCTED DOCUMENTS. CONFIRM THE BEND PLANE (TOP OR SIDE) ON SITE WITH THE ARCHITECT.	WHITE	RAPID LED R2321 OR R2322 + POWER SUPPLY & DALI CONTROLLER	A
S14	10W/M 3000K LED	IP67 LED FLEX SCREW FIXED ONTO THE ENTRY PORTAL AS PER THE PLAN AND ELEVATION. MOUNT AS PER ARCHITECTURAL DETAIL. PROVIDE THE STRIP WITH REMOTE DALI DIMMABLE POWER SUPPLIES AS REQUIRED LOCATE THE POWER SUPPLIES IN A CONCEALED ACCESSIBLE POSITION NOTED ON THE AS CONSTRUCTED DOCUMENTS. CONFIRM THE BEND PLANE (TOP OR SIDE) ON SITE WITH THE ARCHITECT.	WHITE	RAPID LED R2321 OR R2322 + POWER SUPPLY & DALI CONTROLLER	A
S15	10W/M 3000K LED	IP67 LED FLEX SCREW FIXED RECESSED ONTO THE BAR FRONT PELMET AS PER THE ARCHITECTURAL DETAIL. PROVIDE THE STRIP WITH REMOTE DALI DIMMABLE POWER SUPPLIES AS REQUIRED LOCATE THE POWER SUPPLIES IN A CONCEALED ACCESSIBLE POSITION NOTED ON THE AS CONSTRUCTED DOCUMENTS. CONFIRM THE BEND PLANE (TOP OR SIDE) ON SITE WITH THE ARCHITECT.	WHITE	RAPID LED R2321 OR R2322 + POWER SUPPLY & DALI CONTROLLER	A
S16	10W/M 3000K LED	IP67 LED FLEX SCREW FIXED ONTO THE GAMING CEILING. PROVIDE THE STRIP WITH REMOTE DALI DIMMABLE POWER SUPPLIES AS REQUIRED LOCATE THE POWER SUPPLIES IN A CONCEALED ACCESSIBLE POSITION NOTED ON THE AS CONSTRUCTED DOCUMENTS. CONFIRM THE BEND PLANE (TOP OR SIDE) ON SITE WITH THE ARCHITECT.	WHITE	RAPID LED R2321 OR R2322 + POWER SUPPLY & DALI CONTROLLER	A
S17	14.4W/M 3000K LED	LED STRIP WITHIN A SCREW FIXED EXTRUSION C/W DIFFUSER WITHIN THE CEILING CURTAIN PELMET AS PER THE ARCHITECTURAL MOUNTING DETAIL. PROVIDE THE STRIP WITH REMOTE DALI DIMMABLE POWER SUPPLIES AS REQUIRED LOCATE THE POWER SUPPLIES IN A CONCEALED ACCESSIBLE POSITION NOTED ON THE AS CONSTRUCTED DOCUMENTS.	NATURAL	RAPID LED R2334 PLUS ALUMINIUM EXTRUSION AND POWER SUPPLY & DALI CONTROLLER	A



ELECTRICAL DESIGN GROUP

ELECTRICAL BUILDING SERVICES CONSULTANTS

P.O. Box 15, SHERWOOD Q. 4075

Phone: (07) 3278 4375 Fax: (07) 3716 0222

Web Site: www.edg.net.au Email: brisbane@edg.net.au

C3637a - YAMANTO TAVERN


C3637a-0002(B).xls

ELECTRICAL EQUIPMENT SCHEDULE

REVISION B - 04 NOVEMBER 2025

THE LIGHT FITTING SUPPLIER CONTACT DETAILS MAY BE AVAILABLE ON THE EDG WEBSITE VIA THE FOLLOWING LINK
www.edg.net.au/Links/Lighting.htm

TYPE	LAMPS	DESCRIPTION	COLOUR / ACCESSORY	CATALOGUE No	REV
S18	10W/M 3000K LED	TWO RUNS OF IP67 LED FLEX SCREW FIXED INTO POSITION. ONE TO THE OUTSIDE OF THE PLANTER AND ONE TO THE INSIDE EDGE OF THE PLANTER AS PER THE ARCHITECTURAL DETAIL. PROVIDE THE STRIP WITH REMOTE DALI DIMMABLE POWER SUPPLIES AS REQUIRED LOCATE THE POWER SUPPLIES IN A CONCEALED ACCESSIBLE POSITION NOTED ON THE AS CONSTRUCTED DOCUMENTS. CONFIRM THE BEND PLANE (TOP OR SIDE) ON SITE WITH THE ARCHITECT.	WHITE	RAPID LED R2321 OR R2322 + POWER SUPPLY & DALI CONTROLLER	A
S19	10W/M 3000K LED	IP67 LED FLEX SCREW FIXED RECESSED ONTO THE OUTSIDE EDGE OF THE PLANTER AS PER THE ARCHITECTURAL DETAIL. PROVIDE THE STRIP WITH REMOTE DALI DIMMABLE POWER SUPPLIES AS REQUIRED LOCATE THE POWER SUPPLIES IN A CONCEALED ACCESSIBLE POSITION NOTED ON THE AS CONSTRUCTED DOCUMENTS. CONFIRM THE BEND PLANE (TOP OR SIDE) ON SITE WITH THE ARCHITECT.	WHITE	RAPID LED R2321 OR R2322 + POWER SUPPLY & DALI CONTROLLER	B
S20	10W/M 3000K LED	TWO RUNS OF IP67 LED FLEX SCREW FIXED INTO POSITION FOR THE FULL HEIGHT OF THE COLUMN. ONE STRIP TO EACH SIDE OF THE COLUMN AS PER THE ARCHITECTURAL DETAIL. PROVIDE THE STRIP WITH REMOTE DALI DIMMABLE POWER SUPPLIES AS REQUIRED LOCATE THE POWER SUPPLIES IN A CONCEALED ACCESSIBLE POSITION NOTED ON THE AS CONSTRUCTED DOCUMENTS. CONFIRM THE BEND PLANE (TOP OR SIDE) ON SITE WITH THE ARCHITECT.	WHITE	RAPID LED R2321 OR R2322 + POWER SUPPLY & DALI CONTROLLER	
S21	14.4W/M 3000K LED	REPLACE THE EXISTING COFFER LIGHTING WITH A LED STRIP WITHIN A SCREW FIXED EXTRUSION C/W DIFFUSER. PROVIDE THE STRIP WITH REMOTE DALI DIMMABLE POWER SUPPLIES AS REQUIRED LOCATE THE POWER SUPPLIES IN A CONCEALED ACCESSIBLE POSITION NOTED ON THE AS CONSTRUCTED DOCUMENTS.	NATURAL	RAPID LED R2334 PLUS ALUMINIUM EXTRUSION AND POWER SUPPLY & DALI CONTROLLER	A
S22	10W/M 3000K LED	IP67 LED FLEX SCREW FIXED ONTO THE ENTRY PORTAL AS PER THE PLAN AND ELEVATION. MOUNT AS PER ARCHITECTURAL DETAIL. PROVIDE THE STRIP WITH REMOTE DALI DIMMABLE POWER SUPPLIES AS REQUIRED LOCATE THE POWER SUPPLIES IN A CONCEALED ACCESSIBLE POSITION NOTED ON THE AS CONSTRUCTED DOCUMENTS. CONFIRM THE BEND PLANE (TOP OR SIDE) ON SITE WITH THE ARCHITECT.	WHITE	RAPID LED R2321 OR R2322 + POWER SUPPLY & DALI CONTROLLER	A
S23	10W/M 3000K LED	IP67 LED FLEX SCREW FIXED UNDER THE VANITY BENCH AS PER THE ARCHITECTURAL DETAIL. PROVIDE THE STRIP WITH REMOTE DALI DIMMABLE POWER SUPPLIES AS REQUIRED LOCATE THE POWER SUPPLIES IN A CONCEALED ACCESSIBLE POSITION NOTED ON THE AS CONSTRUCTED DOCUMENTS. CONFIRM THE BEND PLANE (TOP OR SIDE) ON SITE WITH THE ARCHITECT.	WHITE	RAPID LED R2321 OR R2322 + POWER SUPPLY & DALI CONTROLLER	B



ELECTRICAL DESIGN GROUP

ELECTRICAL BUILDING SERVICES CONSULTANTS

P.O. Box 15, SHERWOOD Q. 4075

Phone: (07) 3278 4375 Fax: (07) 3716 0222

Web Site: www.edg.net.au Email: brisbane@edg.net.au

C3637a - YAMANTO TAVERN


C3637a-0002(B).xls

ELECTRICAL EQUIPMENT SCHEDULE

REVISION B - 04 NOVEMBER 2025

THE LIGHT FITTING SUPPLIER CONTACT DETAILS MAY BE AVAILABLE ON THE EDG WEBSITE VIA THE FOLLOWING LINK
www.edg.net.au/Links/Lighting.htm

TYPE	LAMPS	DESCRIPTION	COLOUR / ACCESSORY	CATALOGUE No	REV
PD01	6 X TRAILING EDGE DIMMABLE 240 VOLT 2700K E14 LED 250 LUMENS +/- 10%	700DIA X 600 HIGH DECORATIVE PENDANT. CONFIRM THE SUSPENSION HEIGHT ONSITE WITH THE ARCHITECT	BRASS	FAT SHACK SKU P1391-SBS-6LT	A
PD02	TRAILING EDGE DIMMABLE 240 VOLT 2200K B22 ST64 LED 250 LUMENS +/- 10% 15,000 HOUR LIFE LAMP	340DIA DECORATIVE PENDANT. CONFIRM THE SUSPENSION HEIGHT ONSITE WITH THE ARCHITECT	GOLD BRAID ROUND RUST	FAT SHACK SKU P205- RNDG-LRG-RUS	A
PD03	8 X TRAILING EDGE DIMMABLE 240 VOLT 2700K E14 LED 250 LUMENS +/- 10%	850DIA X 250 HIGH DECORATIVE PENDANT. CONFIRM THE SUSPENSION HEIGHT ONSITE WITH THE ARCHITECT	BRASS	ZEST LIGHTING ELDEN 8 LIGHT BRASS HAND CRAFTED	A
PD04	TRAILING EDGE DIMMABLE 240 VOLT 2200K E27 A60 LED 250 LUMENS +/- 10% 15,000 HOUR LIFE LAMP	800DIA DECORATIVE PENDANT. CONFIRM THE SUSPENSION HEIGHT ONSITE WITH THE ARCHITECT	BLACK & BRASS	FAT SHACK SKU P1299-BLK-LRG	A
PD05	TRAILING EDGE DIMMABLE 240 VOLT 2200K E27 A60 LED 250 LUMENS +/- 10% 15,000 HOUR LIFE LAMP	220DIA X 390H DECORATIVE PENDANT. CONFIRM THE SUSPENSION HEIGHT ONSITE WITH THE ARCHITECT	TIMBER & BLACK	ZEST LIGHTING SCANDI SMALL BLACK 22 PENDANT LIGHT	A
TL01	9W 3000K LED PER FITTING	SURFACE TRACK C/W FITTINGS AS INDICATED PROVIDE EACH TRACK WITH A REMOTE DALI DIMMABLE DRIVER LOCATED IN A CONCEALED ACCESSIBLE POSITION NOTED ON THE AS CONSTRUCTED DOCUMENTS.	BLACK	LUMEN 8 NIX 45 TRACK AND SOLIS SON145TK09930 FITTINGS DALI DIMMABLE	A
WL01	TRAILING EDGE DIMMABLE 240 VOLT 2700K 400LUMEN +/-10% E27 LED	DECORATIVE 220X260 WALL LIGHT MOUNTED AS PER THE ARCHITECTURAL DETAILS	BRASS	FAT SHACK SKU W760-SBS	A
WL02	2 Z 4.5W 2700K LED	DECORATIVE WALL LIGHT C/W INTEGRAL DRIVER MOUNTED AS PER THE ARCHITECTURAL DETAILS	BLACK	ZEST LIGHTING CURTIZ BLACK UP AND DOWN	A
WL03	3000K LED	ALLOW TO INSTALL THE EXTERNAL WALL LIGHT. ALLOW A PC SUM FOR HE SUPPLY.	BLACK	ALLOW A PC SUM OF \$500.00 PLUS GST FOR THE SUPPLY OF EACH WL03 FITTING	B
RD01	12W 3000K LED	RECESSED DOWNLIGHT C/W 24 DEG BEAM REMOTE DALI DIMMABLE DRIVER	WHITE	RAPID R1077-WH- 12W-WW-DALI	A



ELECTRICAL DESIGN GROUP

ELECTRICAL BUILDING SERVICES CONSULTANTS

P.O. Box 15, SHERWOOD Q. 4075

Phone: (07) 3278 4375 Fax: (07) 3716 0222

Web Site: www.edg.net.au Email: brisbane@edg.net.au

C3637a - YAMANTO TAVERN

C3637a-0002(B).xls

ELECTRICAL EQUIPMENT SCHEDULE

REVISION B - 04 NOVEMBER 2025

THE LIGHT FITTING SUPPLIER CONTACT DETAILS MAY BE AVAILABLE ON THE EDG WEBSITE VIA THE FOLLOWING LINK
www.edg.net.au/Links/Lighting.htm

TYPE	LAMPS	DESCRIPTION	COLOUR / ACCESSORY	CATALOGUE No	REV
RD02	13W 3000K LED	RECESSED ADJUSTABLE DOWNLIGHT C/W REMOTE DALI DIMMABLE DRIVER	BLACK	EQUAL TO GAMMA ILLUMINATION KHO 1002-3K-13W	A
RD03	12W 3000K LED	RECESSED DOWNLIGHT C/W 24 DEG BEAM REMOTE DALI DIMMABLE DRIVER	BLACK	RAPID R1077-WH-12W-WW-DALI BLACK	A
RD04	EXISTING LIGHT FITTING TO BE RETAINED AND RESUPPLIED AS INDICATED. WITHIN ONE WEEK OF BEING AWARDED THE CONTRACT CONFIRM THE EXISTING LAMP TYPE AND CONTROL TYPE AS TRAILING EDGE, LEADING EDGE, DSI, 0-10, DALI OR SWITCHED.				A
SL01	13W 3000K LED	SURFACE MOUNTED DOWNLIGHT C/W INTEGRAL DALI DIMMABLE DRIVER	BLACK	EQUAL TO GAMMA ILLUMINATION TUBO 1101-FL-3K-13W	A
SL02	3000K LED	ALLOW TO INSTALL THE SURFACE MOUNTED FITTING. ALLOW A PC SUM FOR HE SUPPLY.	BLACK	ALLOW A PC SUM OF \$500.00 PLUS GST FOR THE SUPPLY OF EACH SL01 FITTING	B
GL01	5W 3000K LED	GARDEN ELV SPIKE DOWNLIGHT LIGHT. PROVIDE EACH GROUP OF GL01 FITTINGS WITH A REMOTE COMMON DALI DIMMABLE DRIVER. LOCATE DRIVER /POWER SUPPLY IN A CONCEALED ACCESSIBLE POSITION NOTED ON THE AS CONSTRUCTED DOCUMENTS.	BLACK	RAPID LED SPIKE 5	A
GL02	3000K LED	ALLOW TO INSTALL THE GARDEN LIGHT. ALLOW A PC SUM FOR HE SUPPLY.	BLACK	ALLOW A PC SUM OF \$250.00 PLUS GST FOR THE SUPPLY OF EACH GL02 FITTING	B
G1	GAMING BASE KICK LED STRIP LIGHTS TO BE PROVIDED AS PART OF THE GAMING BASE AND CONNECTED BY THE GAMING ELECTRICIAN.				A
FE	EXISTING CEILING FAN AND ASSOCIATED CONTROLLER TO BE RETAINED.				A
FS01	1W LED AT 500 CENTRES	FESTOON LIGHTS WITH NEW 24V DC IP65 FESTOON LIGHTING TO BE FIXED TO A 316 STAINLESS STEEL WIRE SUPPORT SYSTEM. SUPPLY THE NEW FESTOON LIGHTS VIA REMOTE DALI DIMMABLE DRIVERS IN A CONCEALED ACCESSIBLE POSITIONS NOTED ON THE AS CONSTRUCTED DOCUMENTS. CONFIRM THE LENGTH AND POSITION ON SITE ENSURE THE FESTOON LIGHTS ARE LOWER THAN THE ADJACENT CEILING FANS	BLACK CABLE AND FIXINGS 316 STAINLESS STEEL SUPPORT AND FIXINGS	FIRE FLY FFC-LS-50-24VE27-BK	A
E1	LED	EMERGENCY LIGHT: RECESSED NON-MAINTAINED EMERGENCY LIGHT. AS2293 CLASSIFICATION C0-D40 - C90-D40.	WHITE	CLEVERTRONICS LLIFE	A

C3637a-0002(B).xls

Pages inc. any attach. 6 of 8



ELECTRICAL DESIGN GROUP

ELECTRICAL BUILDING SERVICES CONSULTANTS

P.O. Box 15, SHERWOOD Q. 4075

Phone: (07) 3278 4375 Fax: (07) 3716 0222

Web Site: www.edg.net.au Email: brisbane@edg.net.au

C3637a - YAMANTO TAVERN

C3637a-0002(B).xls

ELECTRICAL EQUIPMENT SCHEDULE

REVISION B - 04 NOVEMBER 2025

THE LIGHT FITTING SUPPLIER CONTACT DETAILS MAY BE AVAILABLE ON THE EDG WEBSITE VIA THE FOLLOWING LINK
www.edg.net.au/Links/Lighting.htm

TYPE	LAMPS	DESCRIPTION	COLOUR / ACCESSORY	CATALOGUE No	REV
E2		EXISTING EMERGENCY LIGHT TO BE RETAINED AND RESUPPLIED FROM THE NEW DB-A TEST FACILITY			A
E3	LED	EMERGENCY LIGHT: RECESSED NON-MAINTAINED EMERGENCY LIGHT. AS2293 CLASSIFICATION C0-D40 - C90-D40.	BLACK	CLEVERTRONICS LLIFEBLK	B
E4	LED	EXIT LIGHT: MAINTAINED 24M VIEWING DISTANCE EXIT LIGHT C/W DIFFUSERS & DIRECTIONAL ARROWS AS SHOWN. CEILING SURFACE MOUNT OR WALL MOUNT BETWEEN 2100mm & 2700mm AFFL IF THERE IS NO VERTICAL SURFACE TO MOUNT THE FITTING ON WITHIN THIS RANGE CONFIRM THE MOUNTING HEIGHT WITH THE ENGINEER. AS2293 CLASSIFICATION C0-D1.25- C90-D2	BLACK	CLEVERTRONICS LUBPRO-SM-BLK	A
EX	LED	EXIT LIGHT: MAINTAINED 24M VIEWING DISTANCE EXIT LIGHT C/W DIFFUSERS & DIRECTIONAL ARROWS AS SHOWN. CEILING SURFACE MOUNT OR WALL MOUNT BETWEEN 2100mm & 2700mm AFFL IF THERE IS NO VERTICAL SURFACE TO MOUNT THE FITTING ON WITHIN THIS RANGE CONFIRM THE MOUNTING HEIGHT WITH THE ENGINEER. AS2293 CLASSIFICATION C0-D1.25- C90-D2	BLACK	CLEVERTRONICS LUBPRO-SM	A
HRE		EXISTING HEATER AND ITS ASSOCIATED CONTROL TO BE RETAINED / ADJUSTED AS NECESSARY TO REFLECT THE NEW LAYOUT			B
CHANNEL x		CONTROL CHANNEL WITH A NUMERICAL REFERENCE. REFER TO THE POWER AND LIGHTING CONTROL SCHEMATIC / SCHEDULE			A
LIGHTING CONTROL SWITCH PANEL (SPx)		6-BUTTON PROGRAMMABLE SWITCH PANEL C/W CENTRAL LCD DISPLAY MOUNTED AT 1000mm AFFL UNLESS NOTED OTHERWISE.	ALUMINIUM	DYNALITE ANTUMBRA DISPLAY	A
SINGLE POWER OUTLET		SINGLE POWER OUTLET C/W CIRCUIT IDENTIFICATION ON THE FACEPLATE BEHIND THE SURROUND MOUNT AT 300mm AFFL U.N.O. RATING 10A U.N.O.	WHITE UNLESS NOTED AS BLACK (BK)	CLIPSAL C2000 SERIES	A
AUTO DOOR SINGLE POWER OUTLET (AD)		SINGLE POWER OUTLET C/W CIRCUIT IDENTIFICATION LOCATED CONCEALED WITHIN THE AUTO DOOR HEAD MULLION RATING 10A U.N.O.	WHITE	CLIPSAL C2000 SERIES	A
SINGLE WEATHERPROOF POWER OUTLET (IP56)		IP56 WEATHERPROOF SINGLE POWER OUTLET. MOUNT AT MINIMUM 1100mm AFFL U.N.O. RATING 10A U.N.O.	-	CLIPSAL "56 SERIES"	A
DOUBLE POWER OUTLET		DOUBLE POWER OUTLET C/W CIRCUIT IDENTIFICATION ON THE FACEPLATE BEHIND THE SURROUND MOUNT AT 300mm AFFL U.N.O. RATING 10A U.N.O.	WHITE UNLESS NOTED AS BLACK (BK)	CLIPSAL C2000 SERIES	A

C3637a-0002(B).xls

Pages inc. any attach. 7 of 8



ELECTRICAL DESIGN GROUP

ELECTRICAL BUILDING SERVICES CONSULTANTS

P.O. Box 15, SHERWOOD Q. 4075

Phone: (07) 3278 4375 Fax: (07) 3716 0222

Web Site: www.edg.net.au Email: brisbane@edg.net.au

C3637a - YAMANTO TAVERN

C3637a-0002(B).xls

ELECTRICAL EQUIPMENT SCHEDULE

REVISION B - 04 NOVEMBER 2025

THE LIGHT FITTING SUPPLIER CONTACT DETAILS MAY BE AVAILABLE ON THE EDG WEBSITE VIA THE FOLLOWING LINK
www.edg.net.au/Links/Lighting.htm

TYPE	LAMPS	DESCRIPTION	COLOUR / ACCESSORY	CATALOGUE No	REV
GAMING TAB OUTLET		GAMING / TAB OUTLETS PROVIDED BY THE GAMING ELECTRICIAN. REFER TO THE NOTES FOR ADDITIONAL DETAILS ON THE SCOPE.			A
SIGN CONNECTION		COORDINATE THE LOCATION AND CONNECTION WITH THE SIGN CONTRACTOR ENSURING THE CONNECTION ARE PROVIDED WITH APPROPRIATE WEATHER PROTECTION AND ARE CONCEALED FROM VIEW.			A
SINGLE-PHASE ISOLATOR		SINGLE-PHASE WEATHERPROOF ISOLATOR. MOUNT AT 1350mm AFFL U.N.O. RATING 20A U.N.O. CONNECT TO EQUIPMENT VIA FLEXIBLE CONDUIT.	-	CLIPSAL WHT20	A
THREE-PHASE ISOLATOR		THREE-PHASE WEATHERPROOF ISOLATOR. MOUNT AT 1350mm AFFL U.N.O. RATING 20A U.N.O. CONNECT TO EQUIPMENT VIA FLEXIBLE CONDUIT.	-	CLIPSAL WHT35	A
LED SCREEN AV CONNECTION (AV)		PROVIDE EACH AV LED SCREEN POWER SUPPLY CONNECTION AS FOUR OF 413s WITH SUFFICIENT CABLE TO ALLOW THEM TO BE CONNECTED AND PUSHED BACK INTO THE WALL. COORDINATE THE HEIGHT OF THE CONNECTIONS / 413s WITH THE LED SCREEN SUPPLIER.			A
DB-A		PROVIDE A NEW DISTRIBUTION BOARD DB-A AS PER THE DB-A SCHEDULE AND NOTES.			A
DB-1		EXISTING DISTRIBUTION BOARD DB-1 TO REMAIN. ANY EXISTING CIRCUITS THAT BECOME REDUNDANT DUE TO THE WORKS ARE TO BE REMOVED.			A
DB-2		EXISTING DISTRIBUTION BOARD DB-2 TO BE REMOVED AS PER THE NOTES AND POWER SCHEMATIC.			A
DB-3		EXISTING DISTRIBUTION BOARD DB-3 TO REMAIN. ANY EXISTING CIRCUITS THAT BECOME REDUNDANT DUE TO THE WORKS ARE TO BE REMOVED.			A
DB-4		EXISTING DISTRIBUTION BOARD DB-4 TO REMAIN. ANY EXISTING CIRCUITS THAT BECOME REDUNDANT DUE TO THE WORKS ARE TO BE REMOVED.			A
DB-5		EXISTING DISTRIBUTION BOARD DB-5 TO REMAIN. ANY EXISTING CIRCUITS THAT BECOME REDUNDANT DUE TO THE WORKS ARE TO BE REMOVED.			A
MSB		EXISTING HOTEL MAIN SWITCHBOARD TO REMAIN. REFER TO THE NOTES AND POWER SCHEMATICS FOR THE CHANGES TO THE MSB.			A
DB-CJB		GAMING DISTRIBUTION BOARD TO BE PROVIDED BY GAMING ELECTRICIAN			A
M		EXISTING RETAIL METERING TO REMAIN AS IS.			A
VR		EXISTING VOLTAGE REGULATOR TO REMAIN AS IS			A

C3637a-0002(B).xls

Pages inc. any attach. 8 of 8